Communications Data Group: **Query Reporting Tool (QRT)**

CDG's Query Reporting Tool (QRT) helps you make the most of your data by giving you an easy way to create custom queries for your database information and produce analytics and reports from the query results.

OVERVIEW

CDG's Query Reporting Tool (QRT) is a web-based query creation application that allows you to quickly set up database queries through easy-to-use "Views" and define the output that is created from the query results. Whether you need to create a custom report, a Dashboard gadget, or a targeted email campaign, QRT can do it all.

QRT works with all of CDG's applications: MBS, BDS-I, and Mediation, as well as modules associated with these applications, such as the MBS Trouble Reporting, Network/ Plant, and Task Management modules.

QRT FEATURES

- Create queries for a variety of categories using the query selection criteria or create your own unique custom queries.
- Use queries to generate reports, create Dashboard gadgets, develop email campaigns, or define updates.
- Set up public queries with update or read-only access, or create a private query.
- Set up common queries with different parameters.
- Create runtime prompts.
- Use QRT to find errors or problems (i.e. checking to make sure business rules are being followed) and email the results to specific groups or individuals.

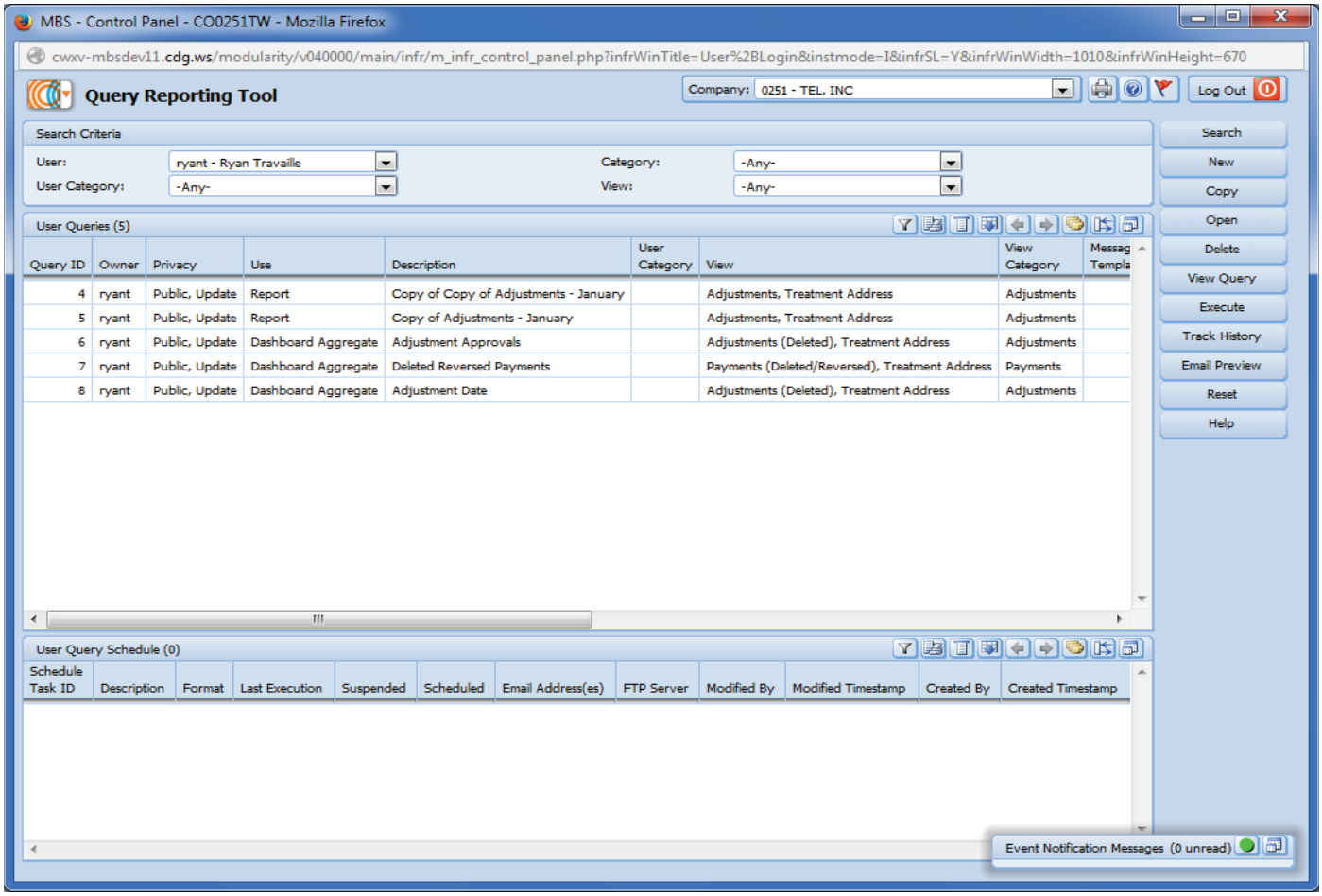

Fig. 1 Query Reporting Tool (QRT)

COMMUNICATIONS DATA GROUP, INC.
2107 SOUTH NEIL STREET
CHAMPAIGN, IL 61820

888-234-4443
INFO@CDG.WS
WWW.CDG.WS

MAKES QUERIES EASY

QRT makes querying your database something anyone can do. Our easy-to-use "Views" provide an intuitive way to select the information to include, order your data and create prompts. You simply select what you need, and the system creates the SQL query. You can also write your own custom SQL queries, if you or your staff have SQL experience.

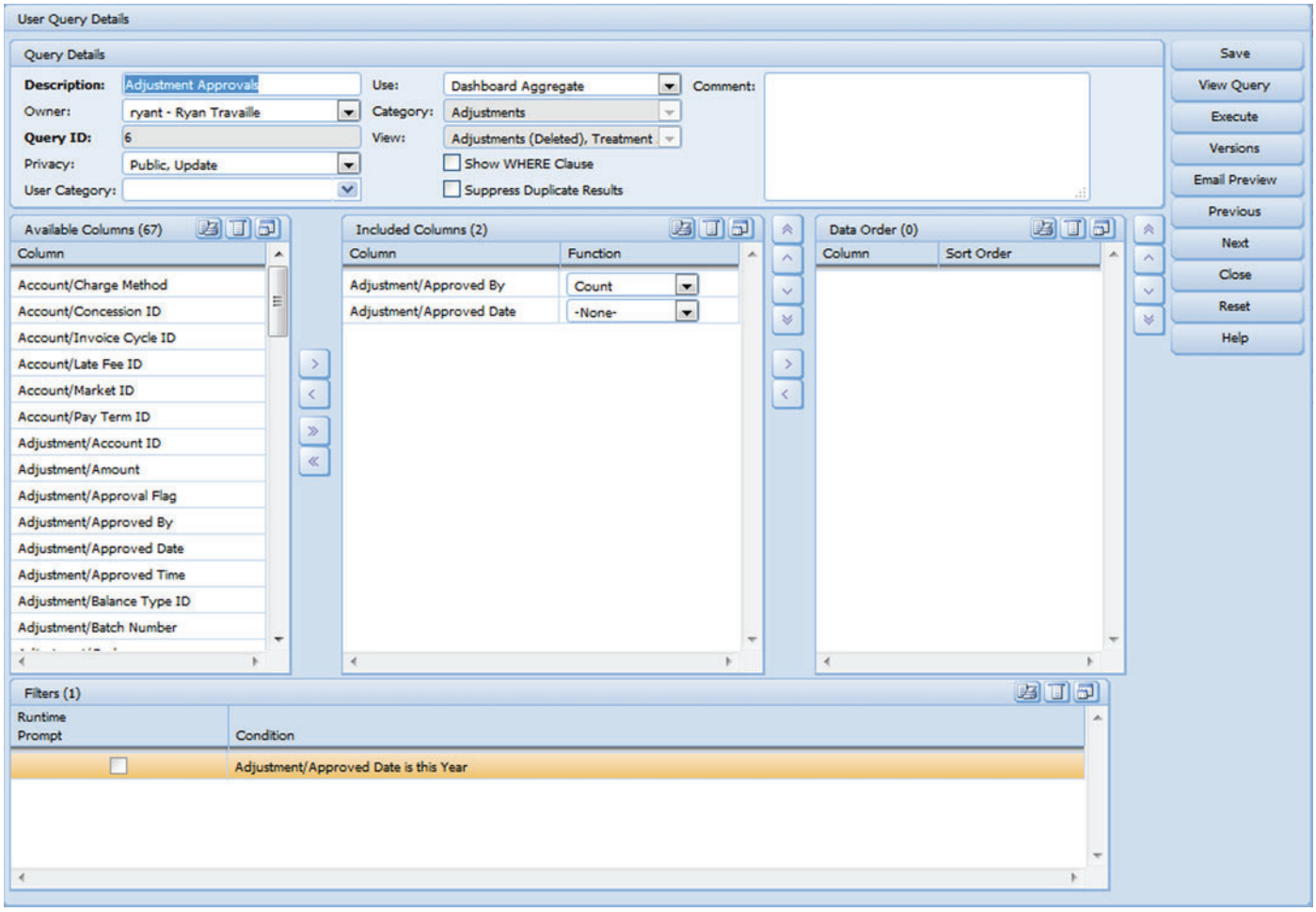

Fig. 2 Query Setup is Made Easy Through the QRT User Query Details Screen

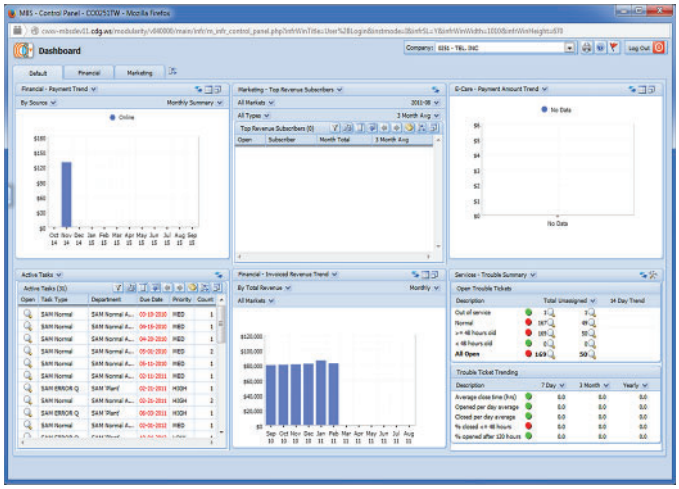

Fig. 3 View your Custom QRT Dashboard Gadgets Through the Dashboard Module

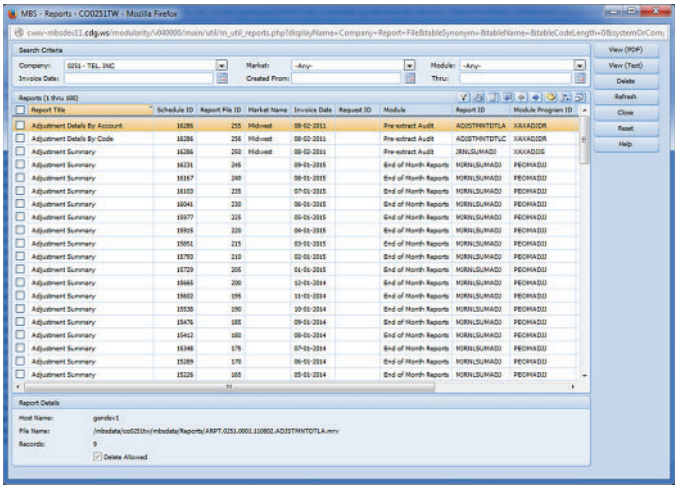

Fig. 4 View, Print and Download Report Data Through the Company Reports Screen